20° SKEW VARIABLE BRIDGE WIDTH 2:1 FILL SLOPES WINGS SKEWED 50% FROM ROADWAY TO BREASTWALL

ABUTMENT SKEW CORRECTION FACTOR (SCF) = 1.064

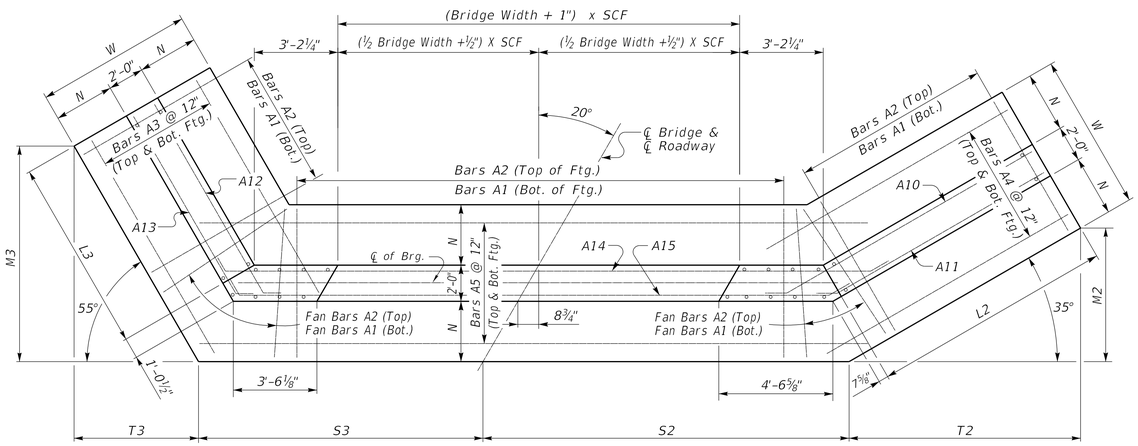

(Left Skew as shown;right skew opp. hand)

PLAN

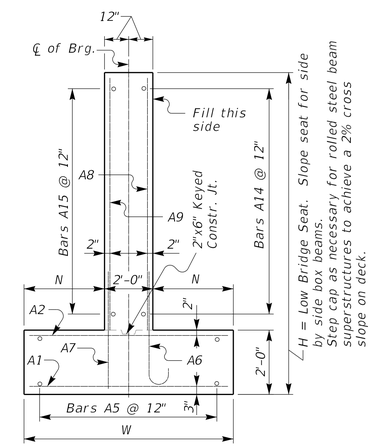

WALL SECTION

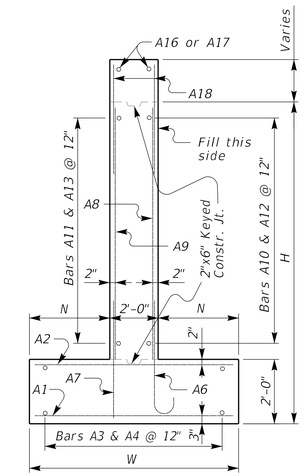

WING SECTION

NOTE: Trim A16 & A17 bars if necessary

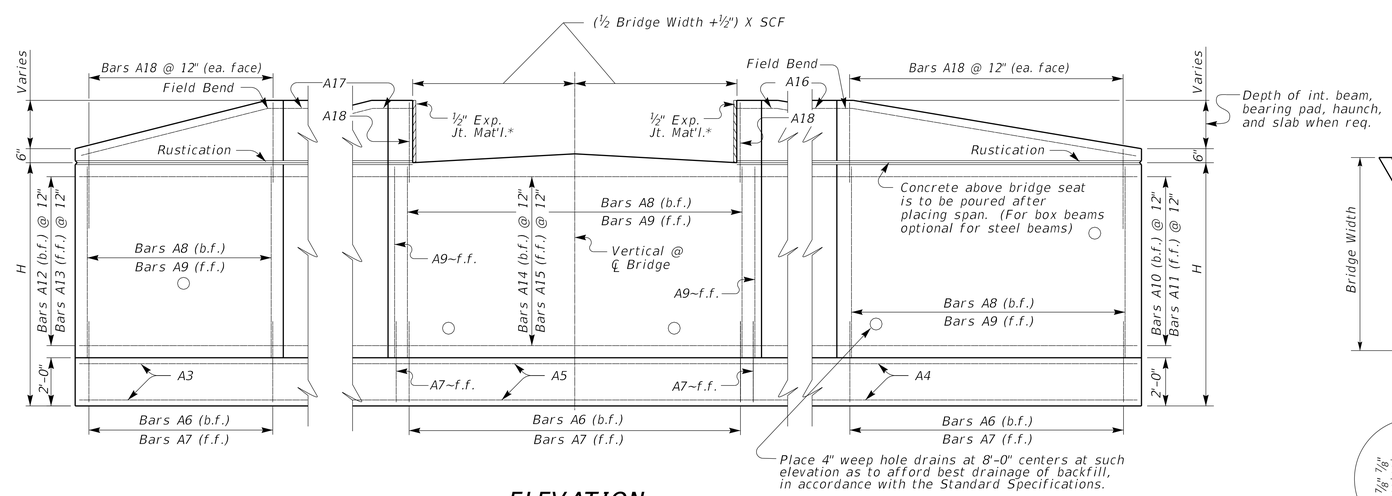

ELEVATION



PLAN OF SUPERSTRUCTURE SLAB

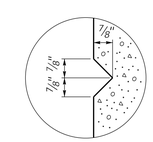

RUSTICATION GROOVE

*Expansion Joint Material:
AASHTO M153
Type-I Sponge Rubber

REVISION DATE: 08/11/2025
REVISION NUMBER: 0

SUBMITTED 08-11-2025 DATE
DIVISION DIRECTOR

APPROVED 08-11-2025 DATE
STATE HIGHWAY ENGINEER

BRIDGE STANDARDS

COMMONWEALTH OF KENTUCKY
DEPARTMENT OF HIGHWAYS

20° SKEW SUPPORT VARIABLE WIDTH ABUTMENT 50% SKEWED WINGS

STANDARD DRAWING NUMBER
BSA-009-01

OpenRoads Designer v23.00.01.11